

Technical data sheet

Sensor connection module

Part no.: 520145

AC-SCM7U-BT-L

Contents

- Technical data
- Dimensioned drawings
- Electrical connection
- Operation and display
- Accessories



Figure can vary

Technical data

Basic data

Suitable for	MLD 335, MLD 535 multiple light beam safety devices
--------------	---

Electrical data

Insulation resistance, min.	10,000,000,000 Ω
Current load, max.	1 A

Performance data

Supply voltage U_B	24 V, DC, -20 ... 20 %
----------------------	------------------------

Connection

Number of connections	7 Piece(s)
-----------------------	------------

Connection 1

Function	Connection to device Local interface
Type of connection	Cable with connector
Cable length	500 mm
Sheathing material	PUR
Thread size	M12
Type	Male
Material	Metal
No. of pins	8 -pin
Encoding	A-coded

Connection 2

Function	Local input, muting sensor 1
Type of connection	Connector
Designation on device	MS1
Thread size	M12
Type	Female
Material	Metal
No. of pins	5 -pin
Encoding	A-coded

Connection 3

Function	Local input, muting sensor 2
Type of connection	Connector
Designation on device	MS2
Thread size	M12
Type	Female
Material	Metal
No. of pins	5 -pin
Encoding	A-coded

Connection 4

Function	Local input, muting sensor 3
Type of connection	Connector
Designation on device	MS3
Thread size	M12
Type	Female
Material	Metal
No. of pins	5 -pin
Encoding	A-coded

Connection 5

Function	Local input, muting sensor 4
Type of connection	Connector
Designation on device	MS4
Thread size	M12
Type	Female
Material	Metal
No. of pins	5 -pin
Encoding	A-coded

Connection 6

Function	Connection - external muting indicator
Type of connection	Connector
Designation on device	LMP
Thread size	M12
Type	Female
Material	Metal
No. of pins	5 -pin
Encoding	A-coded

Connection 7

Function	Connection - start/muting restart button
Type of connection	Connector
Designation on device	RES
Thread size	M12
Type	Female
Material	Metal
No. of pins	5 -pin
Encoding	A-coded

Mechanical data

Design	Cubic
Dimension (W x H x L)	30 mm x 23.9 mm x 196 mm
Housing material	Plastic, PA 6
Net weight	210 g
Housing color	Black
Type of fastening	Mounting plate with L-angle

Operation and display

Type of display	LED
Number of LEDs	6 Piece(s)

Environmental data

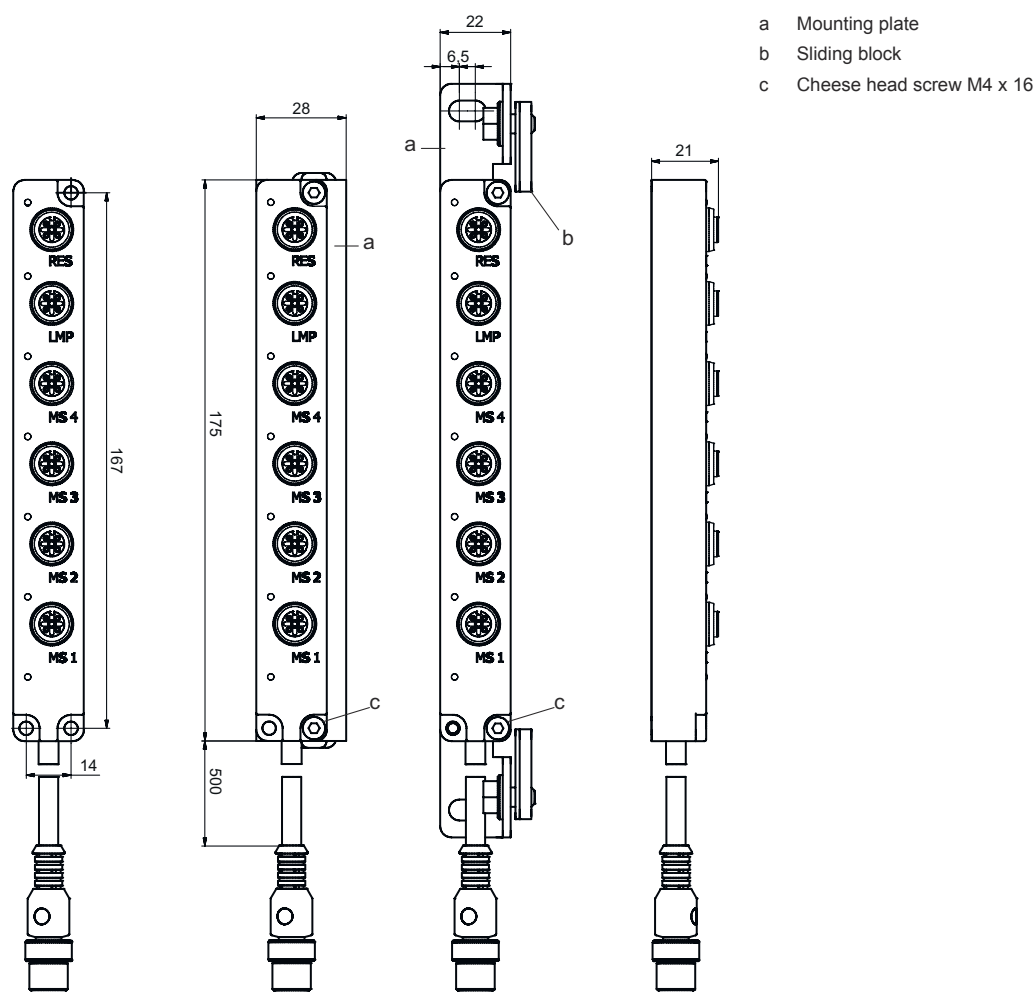
Ambient temperature, operation	-30 ... 80 °C
--------------------------------	---------------

Classification

Customs tariff number	85369010
eCl@ss 8.0	27279219
eCl@ss 9.0	27440108
ETIM 5.0	EC002585
ETIM 6.0	EC002585

Dimensioned drawings

All dimensions in millimeters



AC-SCM7U

AC-SCM7U-BT

AC-SCM7U-BT-L

Electrical connection

Connection 1

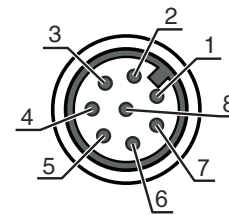
Connection to MLD

Function	Connection to device
Type of connection	Local interface
Cable length	Cable with connector
Sheathing material	500 mm
Cable color	PUR
Wire cross section	Black
Thread size	2 mm ²
Type	M12
Material	Male
No. of pins	Metal
Encoding	8 -pin
	A-coded

Electrical connection

Pin Pin assignment

1	MS3
2	+24V
3	MS2
4	MS1
5	RES/LMP
6	MS4
7	0 V
8	n.c.



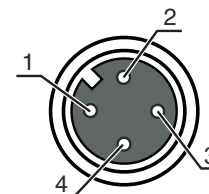
Connection 2

MS1

Function	Local input, muting sensor 1
Type of connection	Connector
Thread size	M12
Type	Female
Material	Metal
No. of pins	5 -pin
Encoding	A-coded

Pin Pin assignment

1	+24V
2	n.c.
3	0 V
4	MS1
5	n.c.



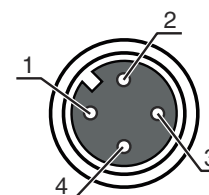
Connection 3

MS2

Function	Local input, muting sensor 2
Type of connection	Connector
Thread size	M12
Type	Female
Material	Metal
No. of pins	5 -pin
Encoding	A-coded

Pin Pin assignment

1	+24V
2	n.c.
3	0 V
4	MS2
5	n.c.



Connection 4

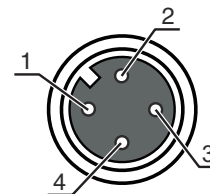
MS3

Function	Local input, muting sensor 3
Type of connection	Connector
Thread size	M12
Type	Female
Material	Metal
No. of pins	5 -pin
Encoding	A-coded

Electrical connection

Pin Pin assignment

1	+24V
2	n.c.
3	0 V
4	MS3
5	n.c.



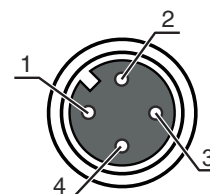
Connection 5

MS4

Function	Local input, muting sensor 4
Type of connection	Connector
Thread size	M12
Type	Female
Material	Metal
No. of pins	5 -pin
Encoding	A-coded

Pin Pin assignment

1	+24V
2	n.c.
3	0 V
4	MS4
5	n.c.



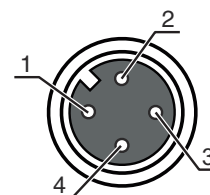
Connection 6

LMP

Function	Connection - external muting indicator
Type of connection	Connector
Thread size	M12
Type	Female
Material	Metal
No. of pins	5 -pin
Encoding	A-coded

Pin Pin assignment

1	n.c.
2	LMP
3	0 V
4	RES/LMP
5	n.c.



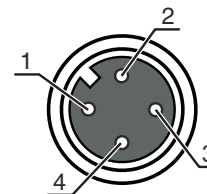
Connection 7

RES

Function	Connection - start/muting restart button
Type of connection	Connector
Thread size	M12
Type	Female
Material	Metal
No. of pins	5 -pin
Encoding	A-coded

Electrical connection

Pin	Pin assignment
1	+24V
2	RES/LMP
3	0 V
4	RES/LMP
5	n.c.





Operation and display

LED	Display	Meaning
1	Yellow, continuous light	Muting sensor status
2	Yellow, continuous light	Muting sensor status
3	Yellow, continuous light	Muting sensor status
4	Yellow, continuous light	Muting sensor status
5	Yellow, continuous light	Muting indicator status
6	Yellow, continuous light	Muting start button status

Accessories

Muting - Indicators

	Part no.	Designation	Article	Description
	50135453	M4-V1-MW3-DS-C-T-M12-200	Muting indicator	Signaling: Optical Supply voltage: 24 V, AC/DC Current consumption, max.: 27 mA Connection: Cable with connector, 2,000 mm Design: Cylindrical Diameter: 40 mm Illuminant: LED/24V Signal image: Continuous light Lens color: Clear Angle of radiation: 360° Ambient temperature: -30 ... 60 °C Degree of protection: IP 66
	50135452	M7-V1-MW3-DS-C-T-M12-200	Muting indicator	Signaling: Optical Supply voltage: 24 V, AC/DC Current consumption, max.: 58 mA Connection: Cable with connector, 2,000 mm Design: Cylindrical Diameter: 70 mm Illuminant: LED/24V Signal image: Continuous light Lens color: Clear Angle of radiation: 360° Ambient temperature: -30 ... 60 °C Degree of protection: IP 66

Note



A list with all available accessories can be found on the Leuze website in the Download tab of the article detailed page.